

# SubConn® Metal Shell 2000

## 2, 3, 4 contacts and Micro 10 and 12 contacts

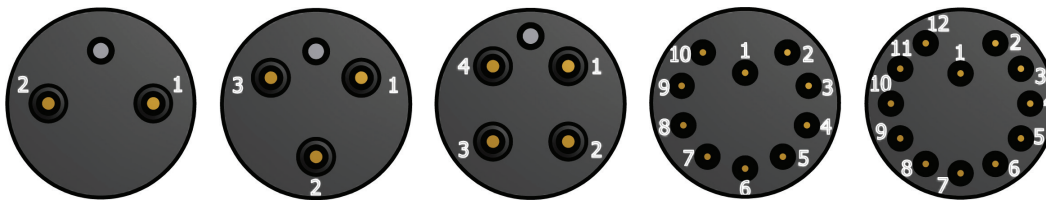
### Connector specifications

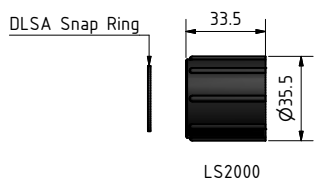
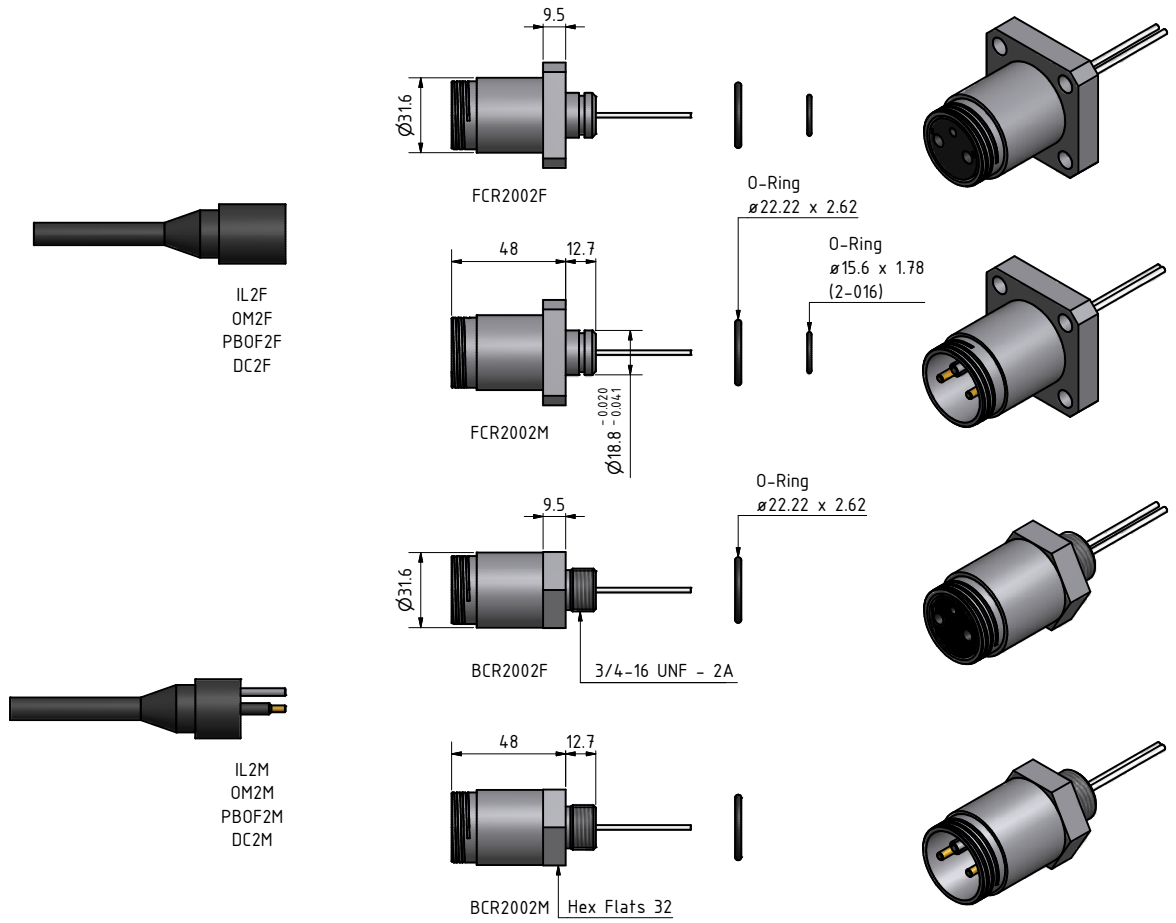
2, 3 and 4 contacts voltage rating	600 V AC rms
10 and 12 contacts voltage rating	300 V AC rms
DC rating	85% of above AC rating
2, 3 and 4 contacts current rating	10 A per contact (max 30 A per connector)
10 and 12 contacts current rating	5 A per contact (max 30 A per connector)
Insulation resistance	> 200 Mohm
Contact resistance	< 0.01 ohm
Wet matings	> 500
Temperature rating (water)	- 4 to 60°C, 25 to 140°F
Temperature rating (air)	- 40 to 60°C, - 40 to 140°F
Storage temperature rating	- 40 to 60°C, - 40 to 140°F
Depth rating	700 bar, 10,000 psi

### Material specifications

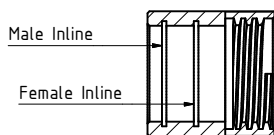
Connector body	Chloroprene rubber
Connector housing	Stainless steel AISI 316 (other materials on request)
2, 3 and 4 contacts	Brass UNS - C36000
10 and 12 contacts	Female sockets in gold plated brass UNS - C36000
Location pin	Male pins in gold plated beryllium copper
O-rings	Stainless steel AISI 303
Locking sleeves	Nitrile
Snap rings	POM
2, 3 and 4 contacts bulkhead leads (30 cm, 1 ft)	Stainless steel AISI 302
10 and 12 contacts bulkhead leads (30 cm, 1 ft)	18 AWG 0.82 mm <sup>2</sup> tagged PTFE
	20 AWG 0.52 mm <sup>2</sup> tagged PTFE

### Face view (male)





**Snap ring placement**



With male inline connector - snap ring in outer groove

With female inline connector - snap ring in inner groove

**Drawing information**

Dimensions in mm (1 mm = 0.03937 inch)  
Threads in inches (1 inch = 25.4 mm)